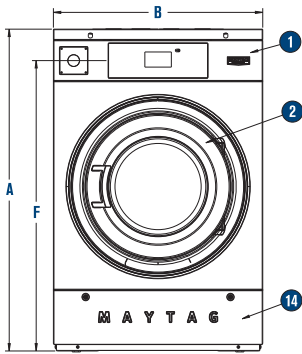
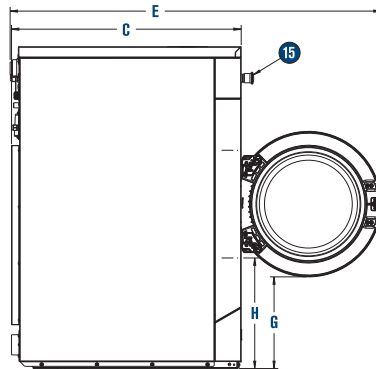


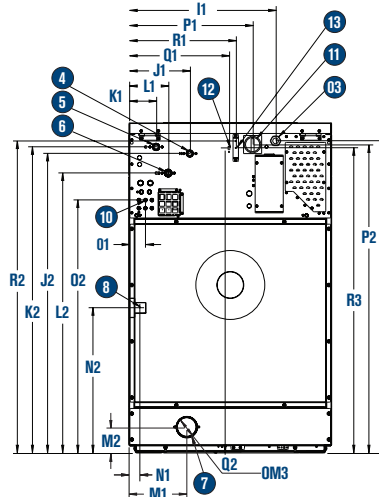
SOFT-MOUNT SPECIFICATIONS



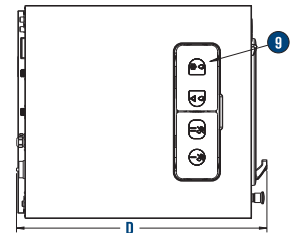
FRONT ELEVATION



SIDE ELEVATION



BACK ELEVATION



TOP ELEVATION

DIAGRAM KEY

- | | | | | |
|-----------------------|---------------|--------------------|-----------------------------------|----------------|
| 1 Control Console | 4 Hot Water | 7 Drain | 10 Automatic Liquid Soap Manifold | 13 Fuses |
| 2 Loading Door | 5 Cold Water | 8 Steam Connection | 11 Electric Disconnect | 14 Toe Panel |
| 3 Electric Connection | 6 Third Water | 9 Soap Dispenser | 12 USB | 15 Stop Switch |

		A	B	C	D	E	F	G	H	I1	I2	J1	J2	K1	K2	L1	L2	M1	M2	OM3	N1	N2	O1	O2	P1	P2	Q1	Q2	R1	R2	R3
20S	MM	1112	711	720	781	1170	993	353	423	502	1048	225	1003	101	1028	146	930	229	90	70	N/A	N/A	70	826	419	1035	330	1023	355	1048	1023
	INCH	43 3/4	28	28 3/8	30 3/4	46	39 1/8	13 3/4	16 5/8	19 3/4	41 1/4	8 7/8	39 1/2	4	40 1/2	5 3/4	36 5/8	9	3 1/2	2 3/4	N/A	N/A	2 3/4	32 1/2	16 1/2	40 3/4	13	40 1/4	14	41 1/4	40 1/4
30S	MM	1222	794	872	935	1409	1103	348	420	588	1159	225	1112	101	1137	146	1041	229	90	70	N/A	N/A	70	936	502	1146	416	1133	441	1159	1133
	INCH	48 1/8	31 1/4	34 3/8	36 3/4	55 1/2	43 3/8	13 3/4	16 1/2	23 1/8	45 5/8	8 7/8	43 3/4	4	44 3/4	5 3/4	41	9	3 1/2	2 3/4	N/A	N/A	2 3/4	36 1/8	19 3/4	45 1/8	16 3/8	44 3/8	17 3/8	45 5/8	44 3/8
40S	MM	1410	970	901	954	1477	1290	475	546	657	1347	300	1228	175	1324	175	1228	270	111	70	63	698	70	1094	572	1334	486	1321	511	1347	1321
	INCH	55 1/2	38 1/4	35 1/2	37 1/2	58 1/8	50 3/4	18 3/4	21 1/2	25 7/8	53	11 3/4	48 3/8	6 7/8	52 1/8	6 7/8	48 3/8	10 5/8	4 3/8	2 3/4	2 1/2	27 1/2	2 3/4	43 3/8	22 1/2	52 1/2	19 1/8	52	20 1/8	53	52
55S	MM	1410	970	1036	1100	1624	1290	475	546	657	1347	300	1228	175	1324	175	1228	270	111	70	63	698	70	1094	572	1334	486	1321	511	1347	1321
	INCH	55 1/2	38 1/4	40 3/4	43 1/4	64	50 3/4	18 3/4	21 1/2	25 7/8	53	11 3/4	48 3/8	6 7/8	52 1/8	6 7/8	48 3/8	10 5/8	4 3/8	2 3/4	2 1/2	27 1/2	2 3/4	43 3/8	22 1/2	52 1/2	19 1/8	52	20 1/8	53	52
65S	MM	1410	970	1110	1173	1697	1290	475	546	657	1347	300	1228	175	1324	175	1228	270	111	70	63	698	70	1094	572	1334	486	1321	511	1347	1321
	INCH	55 1/2	38 1/4	43 3/4	46 1/8	66 3/4	50 3/4	18 3/4	21 1/2	25 7/8	53	11 3/4	48 3/8	6 7/8	52 1/8	6 7/8	48 3/8	10 5/8	4 3/8	2 3/4	2 1/2	27 1/2	2 3/4	43 3/8	22 1/2	52 1/2	19 1/8	52	20 1/8	53	52



Three-Year Limited Warranty on Parts. For the first three (3) years from the date of purchase, when this commercial appliance is installed, maintained, and operated according to the instructions attached to or furnished with the product. Maytag® Commercial Laundry brand of Whirlpool Corporation (hereafter "Maytag") will pay for factory-specified parts or original equipment manufacturer parts to correct defects in materials or workmanship.

Fourth- and Fifth-Year Limited Warranty on Certain Parts. In the fourth year and fifth years from the date of purchase, Maytag will pay for the following washer parts: the outer shell, drum and shaft assembly, inner welded frame, and bearings and seals. Visit maytagcommerciallaundry.com for warranty details.

SOFT-MOUNT SPECIFICATIONS

MODEL	MYS20PN	MYS30PN	MYS40PN	MYS55PN	MYS65PN
MOTOR					
Size – HP	1.0	2.0	3.0	4.0	4.0
CAPACITY					
Cylinder Volume – cu. ft. (liters)	2.74 (78)	4.86 (138)	6.45 (183)	8.56 (242)	9.76 (276)
Cylinder Diameter – in. (mm)	20.9 (530)	24.4 (620)	29.5 (750)	29.5 (750)	29.5 (750)
Cylinder Depth – in. (mm)	13.9 (352)	17.9 (454)	16.2 (411)	21.6 (548)	24.4 (621)
Dry Load Capacity – lb. (kg)	20 (9)	30 (14)	40 (18)	55 (25)	65 (30)
EXTRACT FORCE					
Maximum Extract Force (G-force)	400	400	400	400	350
CONNECTIVITY					
USB Programmability	Yes	Yes	Yes	Yes	Yes
Maytag Connect 360™ Technology* Ready	Yes	Yes	Yes	Yes	Yes
DIMENSIONS					
Depth – in. (mm)	28.4 (721)	34.3 (872)	35.5 (901)	40.8 (1,037)	43.7 (1,110)
Width – in. (mm)	28.0 (710)	31.3 (795)	38.2 (970)	38.2 (970)	38.2 (970)
Height – in. (mm)	43.8 (1,112)	48.1 (1,222)	55.5 (1,410)	55.5 (1,410)	55.5 (1,410)
Door Opening – in. (mm)	12.9 (328)	16.1 (410)	18.1 (459)	18.1 (459)	18.1 (459)
CRATED DIMENSIONS					
Width – in. (mm)	29.8 (756)	33.1 (841)	39.5 (1,003)	39.5 (1,003)	39.5 (1,003)
Depth – in. (mm)	33.4 (854)	39.8 (1,010)	41.0 (1,042)	46.4 (1,178)	49.3 (1,251)
Height – in. (mm)	50.0 (1,270)	54.4 (1,381)	61.4 (1,560)	61.4 (1,560)	61.4 (1,560)
APPROXIMATE WEIGHT					
Uncrated – lb. (kg)	415 (188)	582 (264)	851 (386)	894 (406)	944 (428)
Crated – lb. (kg)	446 (202)	616 (279)	889 (403)	933 (423)	984 (446)
LOADING QUANTITY					
Full Truck (53' / 48')	60 / 54	38 / 34	32 / 28	32 / 28	32 / 28
40' HC Container	42	28	24	22	21
20' Container	18	14	10	10	9
ELECTRICAL CONNECTION OPTIONS (VOLTS/Hz/PHASE)					
W = 120 / 60 / 1 (no electrical heating)	Yes	Yes	No	No	No
T = 208 – 240 / 50 – 60 / 1 (no electrical heating)	Yes	Yes	Yes	Yes	Yes
S = 220 – 240 / 50 – 60 / 1 (no electrical heating)	Yes	Yes	Yes	Yes	Yes
V = 208 – 240 / 50 – 60 / 3	Yes	Yes	Yes	Yes	Yes
N = 380 – 415 / 50 – 60 / 3	Yes	Yes	Yes	Yes	Yes
R = 440 – 480 / 50 – 60 / 3	Yes	Yes	Yes	Yes	Yes
WATER HEATING OPTIONS					
Hot/Cold Water Connections Only	Yes	Yes	Yes	Yes	Yes
Electrical Heating (size of heating elements, kW)	Yes (8)	Yes (12)	Yes (16)	Yes (18)	Yes (18)
Electrical Heating, Optional Alternate Heating Element Size- kW	12	8	N/A	N/A	N/A
Steam Kit Option	N/A	N/A	Yes	Yes	Yes
WATER, CHEMICAL DISPENSING, DRAINS					
Number of Water Inlets	2	2	2	2	2
Optional Third Water Inlet	Yes	Yes	Yes	Yes	Yes
Inlet Sizes – in. (mm)	½ (13)	½ (13)	½ (13)	½ (13)	¾ (19)
Operating Pressure – PSI (bar)	20 – 120 (1-8)	20 – 120 (1-8)	20 – 120 (1-8)	20 – 120 (1-8)	20 – 120 (1-8)
Number of Dispenser Compartments	4	4	4	4	4
External Chemical Connections, Number	10	10	10	10	10
Dump Valve Drain, Size – in. (mm)	Yes, 3 (76)	Yes, 3 (76)	Yes, 3 (76)	Yes, 3 (76)	Yes, 3 (76)
Second Dump Valve Drain Option	No	No	No	Yes	Yes
Drain Pump Option	Yes	Yes	Yes	No	No
SOUND PRESSURE-dbA					
	<70	<70	<70	<70	<70

*WiFi required. Features subject to change. Details and privacy info at connect360.maytag.com.

See specific instructions for proper installation. Because of continuous product improvement, Maytag reserves the right to change specifications without notice.

®/™ ©2018 Maytag. All rights reserved.

MY180083 07/18