




2500 State Road 44 • Oshkosh, WI 54904
 920.231.8222 • FAX 920.231.4666
www.continentalgirbau.com

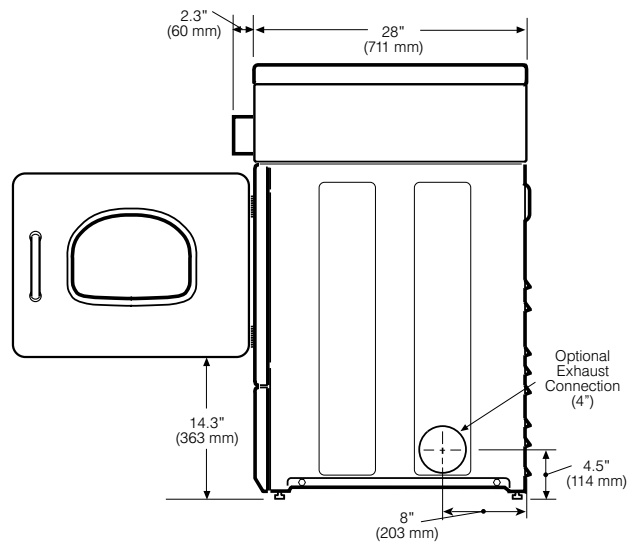
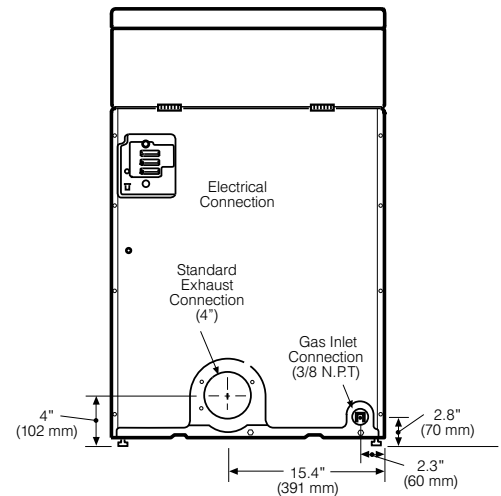
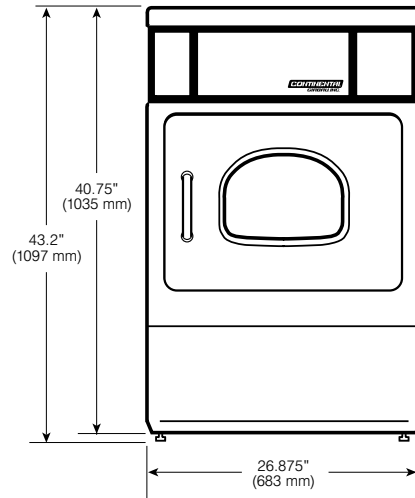


KFE/KFG

E-SERIES 20–25-POUND CAPACITY
 HIGH PERFORMANCE DRYER

Cylinder lbs (kg)	up to 25 (10)
Cylinder Volume cu ft (dm ³)	7 (199)
Net Weight lbs (kg)	
Electric	150 (68)
Gas	155 (70)
Crated Weight lbs (kg)	
Electric	160 (73)
Gas	165 (75)
Machine Width inch (mm)	26.875 (683)
Machine Depth inch (mm)	28 (711)
Machine Height inch (mm)	40.75 (1035)
Door Opening inch (mm)	20.5 (521)
Shipping Dimensions inch (mm)	29.5 x 30.5 x 45 (749 x 775 x 1143)
Motor Power hp	1/3
Exhaust Diameter inch (mm)	4 (102)
Exhaust Air Flow cfm (m ³ /h)	220 (374)
Gas Connection inch (mm)	3/8 N.P.T. (9.5)
Gas Heating BTU/h (Kcal/h)	25000 (6300)
Available Voltages/Wire Conductor/Amp	
Gas	120/60/1, 3-prong cord, 15
Electric	120/240/60/1, 3-prong cord, 30 230/50/1, 3-prong cord, 30

* Specifications subject to change without notice or obligation. Call Continental Girbau, Inc for dimensions not shown or for clarification.



For more information and pricing, contact:

Equipment Marketers

Phone 800.223.1376

100 Melrose Avenue
 Cherry Hill, NJ 08003

www.equipmentmarketers.net
info@eqpmark.com